



The Hummer

The Newsletter of the Hummingbird Stitches Quilt Guild

www.hummingbirdquiltguild.com

P.O. Box 1326, Sierra Vista, AZ 85636-1326

January 2010

Guild meetings are held at the Sierra Vista Community United Church of Christ unless otherwise noted.

January Dates to Remember

1/4	6pm	Quarterly Bus Meeting/ BLOTTO due/Election of Officers/quilt show prep
1/6	9:30am	Program Meeting—Get Your Quilt Ready for the Show (Lois Bloom)
1/13	9:30am	Special Sew—Pillowcases for Soldiers (Mary Kay Holcomb - see page 2)
1/20	8:30am 9:30am	Community Quilt Sew Getting Your Quilt Ready for the Quilt Show Workshop
1/27	9:30am	Quilting Bee

Wednesday, January 6: Quilt show entries are due by February 3rd, so January is the month to get your quilts ready for our upcoming show. In the past there has been "entry form confusion," so Lois Bloom will focus on all the things you need to know to get your quilt properly entered into the show. She will cover quilt categories, labels, hanging sleeves, measuring and photographing your quilt. The judging process will also be explained. So come to the program to get all your questions answered! **Wendy is encouraging at least one quilt from every member for the show!**

Wednesday, January 20: Quilt Show Preparation Workshop. Hands on demonstrations and help sessions will be held from 9:30am to 11am in the church classroom. Simple labels, binding techniques, hanging sleeves, measuring your quilt, and photographing your quilt. For a small fee, a camera and printer will be on hand to photograph and print a picture of your quilt while you wait. This is a day to come to get the help you need to get your quilt ready for this show.

A Message From Our President

I hope your holidays were better than ever! And now you are ready to get back in the groove of piecing and quilting. Please note that there will be a free mini workshop on December 30th (Wed.) at the Sierra Vista Community United Church of Christ (our regular meeting place). Look for more info in the newsletter (see page 2). Linda Erickson will be the instructor.



I've been taking care of a cute little Japanese Chin (dog) while her family was on an anniversary cruise. We had fun together but I didn't find any time to sew. She's home now! And on the 27th I'll have a golden lab while her owner has surgery in Tucson,

so I won't be sewing much before the mini workshop on December 30th. I'm looking forward to it. Thanks, Linda.

Our evening program will be the quarterly business meeting and a condensed program with Lois Bloom on quilt show preparation. We will begin promptly at 6pm. The day program with Lois Bloom will be in depth on getting our quilts ready for the quilt show. Look for the January 6 article for complete information. Also, we will have a January 20th Quilt Show Preparation Workshop.

Sew ready to sew happily,
Penny

Slate of Officers for 2010

- President: Susan Ritter
- 1st VP: Candy Jennings (Publicity)
- 2nd VP: Starr Rose (Education and Programs)
- Secretary: Margaret Dalmer
- Treasurer: Wendy Seals

Please attend the January Quarterly Business meeting for election of officers for the April 1, 2010 thru 31 March 2011 period.

Nominations will be accepted from the floor only if the nominee is in agreement.

Our Condolences


Our sincere condolences to Margaret Dalmer on the death of her husband.

December 30th Mini Workshop

Linda Erickson will give a mini workshop from 9-12am on December 30th on her "Easy Steps" quilt.

You can learn a fast technique for this easy block that has many possibilities.

Community Services will provide the materials for these community quilt blocks. Bring your sewing machine and also bring a long-bladed pair of scissors (typically 8", like you use to cut out dress-making fabric) to use during the workshop.



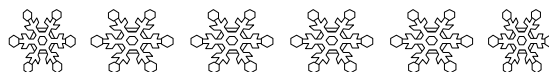
Pillowcases for Soldiers

On January 13th Mary Kay Holcomb will demonstrate how to make pillowcases easily. The ones we make will be sent to our soldiers in the battlefields. So come prepared with a sewing machine or a serger and lots of fabric and we'll make a pile of pillowcases. You will need 3/4 yard of main fabric, 12 inches of coordinating fabric, and 3 inches for the trim of each pillowcase

We send our best to Pauline Granstrom as she undergoes her upcoming surgery.

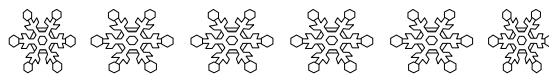


REMINDER: The January BLOTTO is due at the January 4th Quarterly Business Meeting.



January Birthdays

- | | |
|------|--------------------|
| 1/3 | Annelle Fletcher |
| 1/6 | Shirley Auchinclos |
| 1/6 | Marjorie Burns |
| 1/6 | Mary Kay Holcomb |
| 1/6 | Mickey Wilson |
| 1/17 | Jean Kroger |
| 1/20 | Caroline Frank |
| 1/26 | Debra Kawakami |
| 1/27 | Dot Rhodes |
| 1/28 | Kay Keene |
| 1/29 | Nancy Tucheck |





“Celebrating Quilts”

▣ Quilt Show Update

I'm still looking for people willing to do a short demo for our education section. Any aspect of quilting can be covered. You decide your topic, and I'll schedule it — if you need props or handouts, I can arrange that too.

Sign-up sheets for white glove and admissions table will be going around for the next two months. Sign up for a shift if you can — we can't do the show without you!

Wendy Seals

- ▣ You will find the show entry form, entry rules, and definitions on pages 5-7. They are also available on the HSQG website or copies are available from Wendy Seals.



March 13th Workshop

The last workshop of the fiscal year will be March 13, and will feature a new instructor, Jill McCloy. Jill is from Colorado Springs, CO who will be designing a pattern just for our Guild that we will complete at the workshop! She does mainly pictorial wallhangings but they are for all levels of quilters. Her designs/patterns can be found at the Quilters Market in Tucson if you are interested.

I will have the actual pattern and a sample of the wallhanging to show all of you at the January meetings. I will also be taking signups and your money at the same time. The cost is only \$15 which will include her pattern to make as well as lunch. The location is Our Lady of the Mountains Catholic Church. The class will be from 9:30 to 3:30. I think this will be a great workshop and an opportunity to experience a band new teacher. Please feel free to contact me.

Lynne Bie



A **SPECIAL THANK YOU** to Lois Bloom and Marilyn Creathbaum for organizing our holiday parties. A fun time was had by all. Check out the website for additional party pictures.

Quilting in the Desert



January 24-29, 2010
Phoenix, Arizona

www.QuiltCamp.com

Classes, Lectures & Special Events
Featuring National Teachers

Melinda Bula	Libby Lehman
Grace Errea	Suzanne Marshall
Wendy Gilbert	Linda Matteotti
Harriet Hargrave	Sharon Schamber
Caroll Jones	Jean Wells

Info on the web page...

www.QuiltCamp.com

or contact the Directors

Dee Lynn
602 788-3408
deejlynn@aol.com


Audrey Waite
928-282-7311
awquiltr@sedona.net

2010 Block of the Month (BOM)



This is called Spring Tulip, the start of a spring garden for 2010. It is simply constructed with templates and scraps of your favorites.

Sharon Clarke



Dates for Your Information


- | | |
|---------|---|
| 1/5-9 | Quilting on the Lake, Havasu, AZ
(www.havasustitchers.com) |
| 1/14-17 | Road to California
Ontario, CA (www.road2ca.com) |
| 1/22-24 | Quilt Fiesta, Tucson, AZ |
| 1/24-29 | Quilting in the Desert
Phoenix, AZ (www.QuiltCamp.com) |
| 1/28-30 | Quilt, Craft, Sewing Festival |



AQG Bus Trip

Our bus trip to the Arizona Quilters Guild (AQG) quilt show in Mesa will be on Friday, March 12th. I realize that some members may not be able to go during the week, but we have a workshop scheduled for Saturday, March 13th. The trip will cost \$25 per person, and I will begin taking sign-ups February 1.

Sue Lee



HSQG CALENDAR

- | | |
|------------------|--|
| 2/1 | Program Meeting—"The Cotton Method"
by Ann Hanson |
| 2/3 | Program Meeting/Quilt Show
Entry Deadline |
| 2/10 | BOM |
| 2/17 | Community Quilt Sew |
| 2/24 | Quilting Bee/Quilts to be Judged brought
To Fellowship Hall, 9:30am-11am |
| 2/26 | Quilts NOT to be judged brought to Buena
High School between 4-5pm |
| 2/27-2/28 | <u>HSQG Quilt Show, Buena High School</u> |
| 2/28 | All quilts picked up from Buena between
3:30pm and 4:15pm |
| 2/28 | Sign-up for Guild Challenge Due |
| 3/1 | Program Meeting—"Machine Applique"
By Betty Edwards |
| 3/3 | Program Meeting |
| 3/10 | BOM |
| 3/12 | Bus Trip to Mesa—AQG Quilt Show |
| 3/13 | Workshop - - Jill McCloy |
| 3/17 | Community Quilt Sew |
| 3/24 | Quilting Bee |
| 3/31 | Quilting Bee |
| 4/5 | Program Meeting |
| 4/7 | Quarterly Bus Meeting/BLOTTO due |
| 4/14 | BOM |
| 4/16-18 | Retreat - Huachuca Oaks Baptist Camp |
| 4/21 | Community Quilt Sew |
| 4/28 | Quilting Bee |
| 10/15 | Quilt Challenge—Title of your quilt and a
short write up due |
| 10/22-24 | Retreat - Huachuca Oaks Baptist Camp |
| 11/1 | Quilt Challenge |
| 11/3 | Quilt Challenge |

2010 Guild Challenge

“Portrait of ...”

Challenge Rules

Make a portrait of yourself, or of anything you wish to portray.

Sample titles could be: “Portrait of Fido,” “Portrait of a day at the beach,” “Portrait of Tomorrow,” “Portrait of ...”

Your interpretation could be done with realism, whimsy or in any artistic style.

Your quilt must have a perimeter of no less than 64 inches and no greater than 100 inches and no side smaller than 16 inches.

The quilt must have encased edges, 3 layers and be quilted.

The title of your quilt (A Portrait of...) and a short write up (no more than 75 words) will be due to Jill Holsonback by October 15.

General Rules

1. You must be a member of HSQG to participate.
2. Participants must sign up by the end of February. No late sign ups will be accepted. If you do not sign up at the program meetings and wish to sign up please notify Jill Holsonback by phone or email.
3. All quilts must be completed - no quilt tops.
4. Quilt can be made of any fabric and made with any techniques.
5. All quilts must have a label.
6. There will be one Viewers Choice Award with each HSQG member getting one vote. The winner will receive prize basket.
7. All Participants who complete the challenge will be entered into a random drawing for challenge prizes.
8. There will be other prizes awarded during the challenge for participation. Check your newsletter for details.
9. Quilts are due at the November 1 program meeting and must be shown at both the November 1 and November 3 meetings.
10. Quilts not at both meetings cannot be considered for the Viewers Choice Award or a prize.

Definitions for HSQG Quilt Show

February 27 & 28, 2010

1. To determine the size, measure each size of the quilt and add together. A 72”x96” quilt is calculated as $72+72+96+96 = 336$ inches which would be Large.
2. Pieced: A quilt in which the predominant design is pieced (more than 50% of the quilt is pieced).
3. Appliqué A quilt in which the predominant design is appliquéd (more than 50% of the quilt is appliquéd).
4. Mixed Techniques: A quilt is which a combination of techniques is used. The quilt may contain a mixture of piecing, appliqué, embroidery, cross stitch, painting, and/or embellishment. That is, no particular technique is dominant.
5. Art Quilt: A quilt created as an original work of art, reflecting innovative construction techniques, subject matter, and/or materials.
6. Miniature: A quilt reflecting a REDUCED SCALE. The quilt must resemble a scaled down full size quilt with blocks no larger than 4” x 4” and an overall quilt perimeter of 96” or less.
7. Quilting services provided for hire: if anyone is paying the quilter to quilt for them, that quilter is providing quilting services for hire.

Hummingbird Stitchers Quilt Show Entry Form for 2010 Entry Deadline February 3, 2010

Your Name _____ Phone: _____
 Email Address _____
 Name of Quilt: _____
 Size: Width (as hung) _____ inches Length (as hung) _____ inches

Categories

(Circle the number that applies to your entry)

Small (up to 167" perimeter)	Medium (168"-279" perimeter)	Large (280"+ perimeter)
1. Appliquéd	4. Appliquéd	7. Appliquéd
2. Pieced	5. Pieced	8. Pieced
3. Mixed Techniques	6. Mixed Techniques	9. Mixed Techniques
10. Art Quilt	11. Art Quilt	12. Art Quilt
13. Miniature (perimeter 96" or less)		
14. Vintage	15. Apparel	16. Other _____

I would like to have my quilt judged: Yes _____ **No** _____

Who quilted this entry? _____

How was this entry quilted? (Mark the category that applies to your entry)

_____ Machine quilted by someone who provides this service for hire

_____ Hand quilted by someone who provides this service for hire

_____ Machine quilted by someone who does not provide this service for hire

_____ Hand quilted by someone who does not provide this service for hire

Should your quilt be hung with a specific group? Please name the group. _____
 (Example: Challenge, Round Robin, Block of the Month, etc.)

This quilt is for sale \$ _____. This quilt is not for sale. _____

Please attach a color photo of your quilt, either 3"x 5" or 4"x 6".

Please attach a hang tag statement of 75 words or less.

I understand that the HSQG will take every precaution to protect my entry during hanging, display and retrieval, but that the HSQG will not be held responsible for events beyond its control. Insurance against loss or damage is my choice and responsibility. HSQG has my permission to photograph this quilt and use the photos to promote the Guild, including website display and the sale of quilt show CDs.

Signature _____ Date _____

Entry Rules for HSQG Quilt Show
February 27 & 28, 2010

1. **Deadline for submission of entry forms and photographs is February 3, 2010. No late entries will be accepted.**
2. You must be a member of the HSQG to enter a quilt.
3. Categories 1-13 will be the only judged categories. You don't have to have your quilt judged if you don't want to. All quilts are eligible for the Viewer's Choice award.
4. You may enter only one quilt per category to be judged. This spreads the ribbons around a little more. You can't enter a quilt to be judged that has been judged in our show before.
5. The photo of your entry must be 3"x5" or 4"x6", printed on plain or photo paper and in color. Write your name, the quilt name, and the measurements of the quilt on the back of the photo and staple to your entry form.
6. All entries must be clean and free of smoke, odor or pet hair.
7. All quilts except miniatures must have a 4" hanging sleeve sewn to the back of the quilt, miniatures must have a 2" sleeve.
8. Quilts must have a label with the name of the maker and the quilt name. The label must be sewn on so it doesn't accidentally get separated from the quilt.
9. Quilts to be judged will be brought to the SVCUCCC fellowship hall on Wednesday, February 24, 2010 between 9:30am and 11am. No other times or days can be accommodated. If you can't be there on that date, please make arrangement with another member to bring your quilts to check-in.
10. Quilts that are not to be judged will be brought to Buena High School on Friday, February 26, 2010 between 4pm and 5pm.
11. All Quilts are to be picked up at Buena High Scholl on Sunday February 28, 2010 between 3:30pm and 4:15pm.
12. The judging committee retains the right to combine the sizes in a given technique category if there are fewer than 6 quilts in that size/technique category
13. You may mail your entry form to Wendy Seals at P.O. Box 1326, Sierra Vista, AZ 85636 or give the form to Wendy Seals at any regular meetings or bees. Mailed entries must be postmarked no later than February 3, 2010.
14. **Please don't enter a quilt unless you're sure you'll have it ready to display at the 2010 Quilt Show.**

Please feel free to submit articles, suggestions, patterns, or want ads to buy or sell anything quilt related. We do not promise publication of all submitted items. We will, however, endeavor to publish all items that are applicable to the Guild's charter within a reasonable time frame. All items must be written in an e-mail or on paper. The editor cannot take responsibility for verbal requests. Request deadline is the second Wednesday of the month. Please send all contributions to the Newsletter Editor.

We do publish phone numbers for our members in respect for their privacy. If you need to contact a member by phone, please refer to your current Guild roster.

Guild Webpage: www.hummingbirdquiltguild.com

HSQG Contacts

<u>President</u>	Penny Lupo	pennylupo2468@cox.net
<u>1st Vice President</u>	Jan Bowie	boneyrd@q.com
<u>2nd Vice President</u>	Marilyn Creathbaum	37mjc@cox.net
<u>Secretary</u>	Jill Holsonback	holsonback@cox.net
<u>Treasurer</u>	Wendy Seals	wendyseals@msn.com
<u>Membership</u>	Shirley Gray	sagray3@cox.net
<u>Newsletter Editor/Webmaster</u>	Shirley Gray	sagray3@cox.net

Hummingbird Stitchers Quilt Guild

P.O. Box 1326

Sierra vista, AZ 85636-1326

Tip of the Month

Use pins with different color heads to keep rows in order when working on a quilt.

Websites of the Month

www.quiltvisions.org (click on New Gallery Quilt Display)