



The Hummer

The Newsletter of the Hummingbird Stitches Quilt Guild

Website: www.hummingbirdquiltguild.com

Email: newsletter@hummingbirdquiltguild.com

P.O. Box 1326, Sierra Vista, AZ 85636-1326

June 2026

Guild meetings are held at Rothery Education Center located at 3305 E. Fry Blvd., Sierra Vista unless otherwise noted

The Clubhouse

The clubhouse will be open as follows except for June 17 – workshop day:

Regular Wednesday Hours: 8:30-11:30

Regular Thursday Hours: 8:30-2:00

Workshop on June 17 at 9:00

Meetings on June 16 at 9:00 and 6:00

President's Message

Well, howdy! Can you believe it is just days away from Monsoon season? Almost half the year is gone and only 210 days until Christmas. The good news in all of this is the heat and humidity will keep us inside and getting our holiday projects started. Keep an eye on the website and newsletters for pop-up classes and programs to keep you inspired.

I want to take a moment to offer a special thanks to Susan R. and Sally T. for all the hard work and great programs they have provided us the past years. And special kudos to Joann V. who is stepping away from her role as our educator while she concentrates on her health challenges. The new program and education committee is looking for lots of new and affordable idea. Thanks to Nas M. and Jackie I. for taking on these roles. They welcome any ideas for programs and/or workshops you would like to see presented. Anyone who would like to teach a pop-up class or present a trunk show and class is welcome to come forward.

Here's a little view into the sausage-making at the guild room. If you peek in on any given Wednesday or Thursday, you might see Nancy B., and Kelly R., tucked away behind the big roll of batting, counting, measuring, sorting and preparing quilt backs for the dozens and dozens of quilt tops that busy hands are preparing. It's harder than it sounds and many thanks for these two and some others who chip in when they are away. They keep the process running smoothly!

Keep cool in the coming months and be sure to keep an eye out for some date changes this summer needed to accommodate summer schedules.

-Georgia

GREAT STUFF BELOW

P 3 Programs & Workshops

P 5-7 Community Quilts – some things you might not already know

P 9-11 For our history buffs - pages from an old quilt book



Birthdays

Ama S	June 1	Cathy N	June 11
Jill B	June 2	Jacqueline J P	June 11
Jan B	June 5	Lucinda R	June 11
Jo G	June 5	Diane B	June 12
Maryann L	June 7	Mary G	June 15
Roberta W	June 8	Kathy O	June 22
Carol K	June 09	Pauline G	June 26
Peggy K	June 10	Dana E	June 27
Lois K	June 11	EulaMae T	June 30

HSQG Contacts

Board of Directors (BOD) Elected

<i>President</i>	Georgia M	gannmastin@yahoo.com
<i>V P</i>	Debi G	debguilmette@cox.net
<i>Secretary</i>	Donna O	hsqg@hummingbirdquiltguild.com
<i>Treasurer</i>	Sherry H	azsherry@cox.net

BOD Nonelected

<i>Community Outreach</i>	Janet W	janetwilcox@hotmail.com
	Gail S	gstaples75@gmail.com
<i>Education</i>	JoAnn V	svquilt1983@gmail.com
<i>Member at Large</i>	JoAnn V	svquilt1983@gmail.com
<i>Membership</i>	Mary R	mwritenour@gmail.com
<i>Newsletter Editor</i>	Doris W	newsletter@hummingbirdquiltguild.com
<i>Programs & Workshops</i>	Nasrin M	nmazuji@gmail.com
	Jackie I	dav_ing@msn.com
<i>Quilt Show Chair</i>	Kelly R	kellyreimer04@aol.com
	Virginia M	mccabex4@msn.com
<i>Ways & Means</i>	Katie A	katwood3064@gmail.com

PROGRAMS

Programs June 2026: Nasrin M and Jackie I are the new program directors. Many thanks to Sally T and Susan R for their work these past few years. I welcome any member who would like to do a trunk show and workshop to get in touch with Nas to arrange for a class.

NOTES ON COMING PROGRAMS

Programs: at 9 am and 6 pm, doors open 30 minutes before the program

June 16: Nas Mazuji- using up the never-ending scraps in our stash! This will be interactive; any quilters who have practical suggestions or would like to share their methodology for taming their scraps are welcome to present.

July 14: (Note that this is the **2nd Tuesday**) Studio tour of the Ritter ranch with Sheila Ritter in Hereford. We will carpool to the ranch from the Guild in two different groups, as there is limited parking. The two groups will visit from 9-11 and then from 11:30- 1:30. More information to follow. The ranch is a popular quilt retreat and there is a quilt shop on the premises so bring your wallets!

AUG 18: Sheryl Wenstrand, Bags, purses, etc. "Take Stand". Sheryl is from Green Valley and will be accompanied by Lori from Quilt Central Studio.

Workshops: Weds from 9-2- doors will open 30 minutes early.

Jun 17: Nas Mazuji will guide you on using the Sunshine and Shadows pattern to use up your scraps. If you are new or do not have enough scraps, batik fabric will be provided for \$5. Class Cost is \$15.



Supply list available at the guild and on the website.

Jul: NO workshop

Aug 19: Sheryl will provide a pattern for an X-large project bag, 16.5" X 16.5" This project uses vinyl and a kit will be provided. The class is \$20 per person. A kit will be available with 2 Fat Quarters, contrasting fabric, zipper, vinyl, and interfacing. The pattern is extra- Price TBD. You can bring your own fabric and supplies. If you want specific items or colorways, go online with Lauri at the Quilt Central in Green Valley and order your items. Make sure to let the shop know this is for the Aug class here in SV in the notes. They will bring your order as well as a choice of fabrics and supplies with them.



If you have suggestions or would like to present a class to the Guild, please contact Jackie or myself.

Pictures from the Blue Moon sew together last the Thursday of April.
Quilts of Valor was the theme



Catch up on Community Quilts

April 1, 2026 - May 21, 2026

First, a list of quilts donated during this time (in spite of other personal and mechanical issues. Hubby helped with delivering and sister helped with sorting) Wow! No slowdown after the Quilt Show!

Buena Project Graduation	1
DAV Sierra Vista	18
Dialysis	9
Forgach	12
Nancy Bruea Shelter	1
PEO Fundraiser	1
Project Linus	34
Quilt of Valor	4
Salvation Army	6
Total	86

617 quilts were delivered out to individuals and organizations during the 2025-2026 year. Jane W labeled 699 incoming quilts during that time. We have dedicated and talented members! So thankful the guild is able to provide comfort to so many people.

Last month the Guild received a large donation from a family in Tucson. Their grandson had received a Beads of Courage bag (See pic below) made by the Guild several years ago and when it came time to reduce the quilt stash they thought of us. The grandson is currently living in Pennsylvania, receiving treatments for heart issues and collecting beads. It's another example of the "pay it forward" and generosity of our members to contribute where there's a need. Additional information is on their website: <https://beadsofcourage.org/bean-bags/>



Our quilt display for the 2nd Quarter is now hanging in the big case by the Canyon Vista Medical Center reception desk. It is changed out every three months to share our visual art with the community. (picture below)

April Blue Moon QOV - Thanks to all who participated. Check FB and website for pictures

Reminder:

A Quilt of Valor does not have to be red, white and blue, but patriotic colors are very popular with recipients. Panels can provide a great focal point and bring in other colors. Think creatively with recipients in mind.

Recommended size: 60" x 80", minimum: 55" x 65"; maximum: 72" x 90"
(taken from the Quilts of Valor website)

The Guild has received a letter from "K9 Quilt of Honor", a nonprofit organization that recognizes Law Enforcement, Military, Fire/S&R, K9s and their handlers for the willingness to serve our communities. Interested quilters can order a quilt kit on online, make a quilt and present it to our K9s and handlers of Sierra Vista. For more info their website is <https://certministry.com/home/k9-heroes>



Organizations currently supported by HSQG quilt donations FY2026-2027

Women in Infant Care
Cochise County Foster Care
DaVita Dialysis Center
Copper Queen Infusion
Hoops House
Cochise Oncology
SW Cancer Care
Warrior Healing Center
DAV Sierra Vista

Newborn Intensive Care Program
C.A.S.A of Cochise County
Forgach House
Cochise Family Advocacy (Lori's Place)
Hopi School (materials)
Arizona State Veteran's Home Auxiliary
Project Linus
Quilts of Valor
Peaches Pantry

Janet Wilcox
Community Quilts



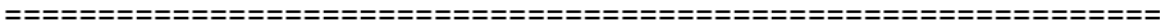
2027 Opportunity Quilt News

And the Winning Name is:

"Desert Jewels"

Submitted by Sherry Hurt

Congratulations Sherry!!



Deb **Guilmette**: My Texas visit to a quilt store in Seguin, Tx.



Hummingbird Stitches Quilt Guild Membership

April 1, 2026 to March 31, 2027

Returning members: Please list your name and only the information that has changed

Last Name: _____ First Name: _____

Mailing Address: _____ City: _____ Zip Code _____

Birthday (Month/Day Only) _____

Land Line Phone: () _____ Cell Phone: () _____

Email Address: _____

Check All That Apply

New Membership

Renewal

Adult Membership \$35

Junior Membership \$17.50

Joining to enter Quilt Show

I understand that the primary goal of the Hummingbird Stitches Quilt Guild is to promote interest in and an appreciation of quilting and fiber arts and to contribute quilts to the community. To achieve this goal, the Guild has quilt shows, various yearly projects, and monthly programs. By being a member of this Guild's projects, shows and programs I will share my time and talents as generously as I can for the betterment of the Guild.

I give consent for photos of myself and my property to be used in print media, on the Guild website, and on quilt show CDs for promoting Hummingbird Stitches Quilt Guild and its activities.

Signed: _____

Please make check payable to HSQG and mail to:

Hummingbird Stitches Quilt Guild
P.O. Box 1326
Sierra Vista, AZ 85635

Or deliver to the Membership Chair or Treasurer at a HSQG Meeting

For Guild Use Only	
Membership Number	
Check Number/Cash	
Amount Received	
Date Received	

In case of an Emergency, Please Contact: (this information is voluntary)

Name: _____

Phone Number(s): _____

Deb Guilmette found a very old quilt book. Each month, I will include a few pages from that publication. For those of us interested in quilt history, this should prove very interesting. -Ed.

QUILT PATTERN BOOK

Patchwork, both pieced and appliqued, is one of the oldest forms of decorative needlework. It was used for various decorative purposes in many parts of Europe as early as the twelfth century. Quilting is another branch of needlework dating back to medieval times. Fine specimens made centuries ago are still found in many parts of Europe.

The inspiration of the present day patchwork quilt making, however, comes from the pioneer women of our own country, who, by their ingenuity and thrift developed it into both a useful and decorative art, which has been pursued by thrifty housewives down to the present generation.

In the early days of our country when material was not so plentiful and when most of it was hand-woven and hand-dyed, every scrap was saved and carefully put away to be used later in the making of some pieced or appliqued quilt.

The patterns for these quilts were often designed to suit the material on hand; others were carefully planned and the material dyed in suitable colors to carry out the design. Many quaint and beautiful patterns were thus produced by our resourceful ancestors and handed down from generation to generation. The new ideas of each generation produced new designs or varied the old ones by the use of different colors or arrangements.

The continued interest in quilt making is readily explained; it is useful, economical and decorative. The charm and dignity which a patchwork quilt with its quaint design and cheerful colors gives to a room, in addition to its practical usefulness, has inspired many to undertake the making of a quilt. The ease with which the work is done has also added greatly to its popularity; a knowledge of plain sewing, neatness and accuracy are the only requirements.

The collection of old and new designs for patchwork quilts shown on the following pages offers an endless variety, both in pieced and applique patterns which should meet the needs and taste of every quilter.

In the making of a quilt the first step to be considered is a design or pattern of which there are two kinds, the pieced and applique.

Pieced patchwork is made by sewing the parts of the pattern together to form a design or block.

In applique patchwork the parts of the design are cut out of material of different colors and applied on a background to which they are secured with fine stitches.

PRICE LIST OF FINISHED BLOCKS, No. 514—529

No.	Each	Per Dozen	No.	Each	Per Dozen	No.	Each	Per Dozen	No.	Each	Per Dozen
514	.35	\$ 4.00	518	.35	\$ 4.00	522	.40	\$ 4.50	526	.35	\$ 4.00
515	.45	5.00	519	.35	4.00	523	.35	4.00	527	.50	5.50
516	.40	4.50	520	.50	5.50	524	.40	4.50	528	.60	7.00
517	.35	4.00	521	1.25	14.50	525	.60	7.00	529	.40	4.50

PRICE LIST OF PATTERNS SHOWN IN THE QUILT PATTERN BOOK

Patterns for pieced blocks, **15c** each; 2 for **25c**; 5 for **50c**; 12 for **\$1.00**.

Each pattern is put up in a numbered envelope and consists of a colored cardboard diagram of the design, showing how many pieces of each part are needed and how they are put together, and all the parts of the paper pattern needed for the cutting patterns for making the block.

Colored cardboard diagram without the pattern, **5c** each; 7 for **25c**; 15 for **50c**; 35 for **\$1.00**.

Applique block patterns without border, shown on pages 25 and 26, **35c** each; 3 for **\$1.00**.

Each applique pattern is put up in an envelope and consists of the complete block design of the size given below the illustration, stamped on paper for tracing and a sheet of tracing paper, and the various motifs stamped on paper to be cut out and used for cutting patterns.

ORDER ALL PATTERNS BY NUMBER PRINTED UNDER DESIGN.

MATERIALS

Old-fashioned oil calico, figured. Width, 24 inches. Price, per yard, **23c**.

Plain colored oil calico. Width, 24 inches. Price, per yard, **23c**. Color samples of plain and figured oil calico, **5c**.

Chintz-Prints, small figures, guaranteed fast color. Width, 36 inches. Price, per yard, **25c**. Color samples, **3c**.

Peter Pan gingham in a beautiful selection of colors, guaranteed not to fade. Width, 36 inches. Price, per yard **65c**. Color samples, **5c**.

Superior grade sateen in a variety of shades. The colors are fast. Width, 36 inches. Price, per yard, **65c**. Color samples, **5c**.

Cotton batting, very best White Rose. Twelve ounces roll, **55c**, 2 rolls, **\$1.00**.

Sheet wadding, 72x90, put up in roll, **95c**.

Extra quality bed-puff cotton batting, 72x90, weight 2½ pounds, put up in box, **\$3.50**.

QUILTING

Hand-quilting **\$7.00 to \$15.00**, according to the pattern.

Machine-quilting **\$5.00 to \$10.00**, according to the pattern.

These prices include the finishing of the edge with plain binding, but no material is furnished. Edges finished with scallop, **50c** extra. With points, **\$1.00** extra.


QUILTS

Complete quilts made from any design in this book. Prices range from **\$25.00 to \$40.00**. Write for estimate.


PRICE LIST OF FINISHED BLOCKS

No.	Each	Per Dozen	No.	Each	Per Dozen	No.	Each	Per Dozen	No.	Each	Per Dozen	No.	Each	Per Dozen
1....	\$0.35	\$4.00	28....	.45	5.00	54....	.85	10.00	81....	.70	8.00	106....	.45	5.00
2....	.45	5.00	29....	.70	8.00	55....	.85	10.00	82....	.60	7.00	107....	.50	5.50
3....	.35	4.00	30....	.60	7.00	56....	.85	10.00	83....	.50	5.50	108....	.60	7.00
4....	.60	7.00	31....	.50	5.50	57....	.35	4.00	84....	.50	5.50	109....	.60	7.00
5....	.35	4.00	32....	.35	4.00	58....	.60	7.00	85....	.50	5.50	110....	.85	10.00
6....	.85	10.00	33....	.40	4.50	59....	.35	4.00	86....	.50	5.50	111....	.50	5.50
7....	.45	5.00	34....	.60	7.00	60....	.70	8.00	87....	.50	5.50	112....	.35	4.00
8....	.60	7.00	35....	.60	7.00	61....	.70	8.00	88....	.45	5.00	113....	.85	10.00
9....	1.25	14.50	36....	.35	4.00	62....	.60	7.00	89....	.40	4.50	114....	.60	7.00
10....	.35	4.00	37....	.40	4.50	63....	.70	8.00	90....	.40	4.50	115....	.35	4.00
11....	.45	5.00	38....	.70	8.00	65....	.60	7.00	91....	.60	7.00	116....	.85	10.00
12....	.45	5.00	39....	.60	7.00	66....	.70	8.00	92....	1.00	11.50	117....	.85	10.00
13....	.35	4.00	40....	.60	7.00	67....	1.25	14.50	93....	1.00	11.50	118....	.60	7.00
14....	.60	7.00	41....	1.00	11.50	68....	.70	8.00	94....	.35	4.00	119....	.35	4.00
15....	.70	8.00	42....	.45	5.00	69....	.60	7.00	95....	.40	4.50	121....	.60	7.00
	.35	4.00	43....	.35	4.00	70....	.70	8.00	96....	.35	4.00	122....	.60	7.00
	.45	5.00	44....	.85	10.00	72....	.75	8.50	97....	.50	5.50	123....	.60	7.00
	.50	17.50	46....	.85	10.00	73....	.85	10.00	98....	.35	4.00	124....	.60	7.00
	.70	8.00	47....	.40	4.50	74....	1.00	11.50	99....	1.25	14.50	125....	.40	4.50
	.70	8.00	48....	.50	5.50	75....	1.25	14.50	100....	.45	5.00	126....	.60	7.00
	.70	8.00	49....	.50	5.50	76....	.35	4.00	101....	.40	4.50	127....	.35	4.00
	.50	5.50	50....	.85	10.00	77....	.40	4.50	102....	.50	5.50	128....	.45	5.00
	.35	4.00	51....	.85	10.00	78....	.35	4.00	103....	.50	5.50	129....	.45	5.00
	.40	4.50	52....	.60	7.00	79....	.0	5.50	104....	.50	5.50	130....	.50	5.50
	.70	8.00	53....	1.00	11.50	80....	.50	5.50	105....	.45	5.00	131....	.50	5.50


SUGGESTIONS FOR ARRANGING QUILT DESIGNS




Pattern No. 46, Wonder of The World, 18 inch block. Here the all over or continuous pattern is brought out effectively with a figured background. It can be made in almost any size quilt.



Pattern No. 296, Fan. This quilt features a distinctive arrangement of fan blocks to form the border of a quilt, 90x104 inches, made of ninety, nine inch pieced blocks, and forty plain blocks.



Pattern No. 509, Pansy Wreath, combined with pattern No. 83, Nine Patch. This happy combination of alternating applique and pieced blocks, with the lavender or yellow of the pansy repeated in the



Pattern No. 130, Rainbow. This arrangement of rainbow blocks around a twelve inch plain with appropriate border of bands and triangles a striking quilt, 72x90 in. This size requires